



# 2008-2009 GMT Quarterly Report for District (or Undistricted) **District 44 N**



GMT: **SCOTT A. STORMS**

Location: **NEW HAMPSHIRE**

GMT CA: **1 & 2**

## CLUBS

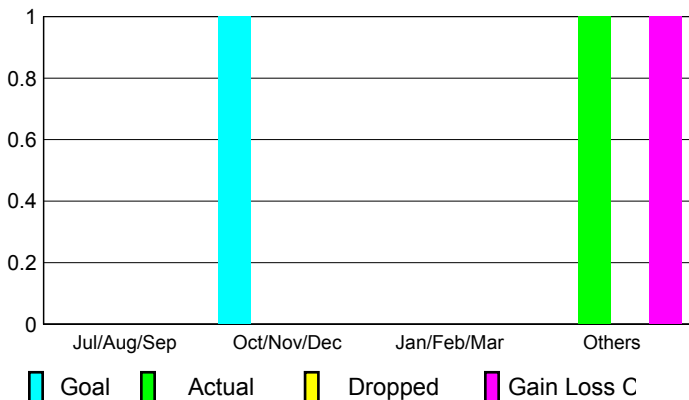
### Club Results 2008-2009

### Clubs 2007-2008

Month	New Club Goal	Actual New Clubs	Actual Dropped Clubs	Gain/Loss of Clubs	Gain/Loss of Clubs
Jul/Aug/Sep	0	0	0	0	0
Oct/Nov/Dec	1	0	0	0	0
Jan/Feb/Mar	0	0	0	0	0
Apr/May/June	0	1	0	1	0
<b>Totals</b>	<b>1</b>	<b>1</b>	<b>0</b>	<b>1</b>	<b>0</b>


### Club Results 2008-2009

Goal, New, Dropped, Gain/Loss



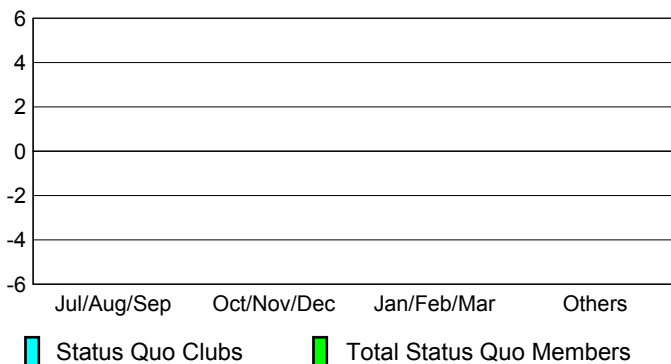
### Comparison of Club Gain/Loss

Current Year Compared to the Previous Year



### YTD Status Quo Clubs 2008-2009

Status Quo Clubs Compared to Status Quo Members



## MEMBERSHIP

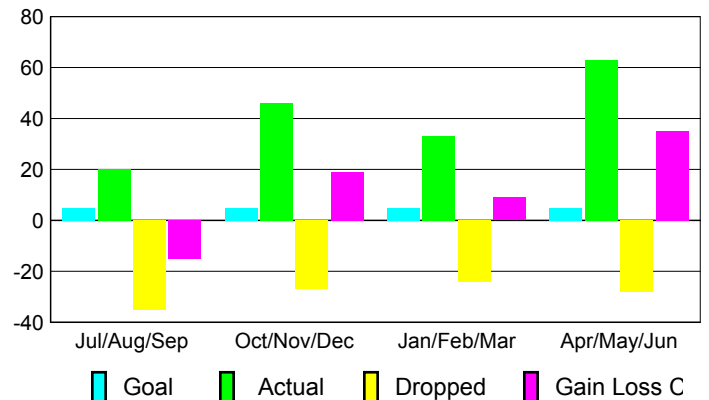
### Membership Results 2008-2009

### Membership 2007-2008

Month	Net Memb Goal	Actual New Memb	Actual Dropped Memb	Gain/Loss of Memb	Gain/Loss of Memb
Jul/Aug/Sep	5	20	-35	-15	-34
Oct/Nov/Dec	5	46	-27	19	-10
Jan/Feb/Mar	5	33	-24	9	6
Apr/May/June	5	63	-28	35	0
<b>Totals</b>	<b>20</b>	<b>162</b>	<b>-114</b>	<b>48</b>	<b>-38</b>

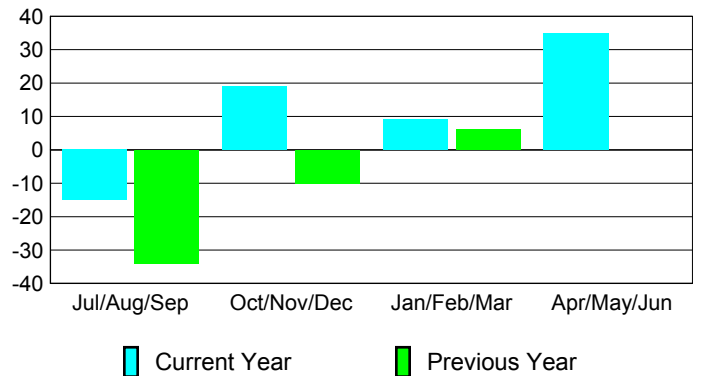
### Membership Results 2008-2009

Goal, New, Dropped, Gain/Loss

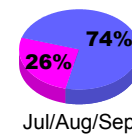


### Comparison of Membership Gain/Loss

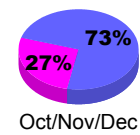
Current Year Compared to the Previous Year



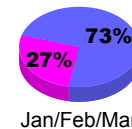
### Gender Comparison 2008-2009



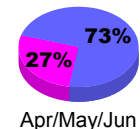
Jul/Aug/Sep



Oct/Nov/Dec



Jan/Feb/Mar



Apr/May/June

Male

Female